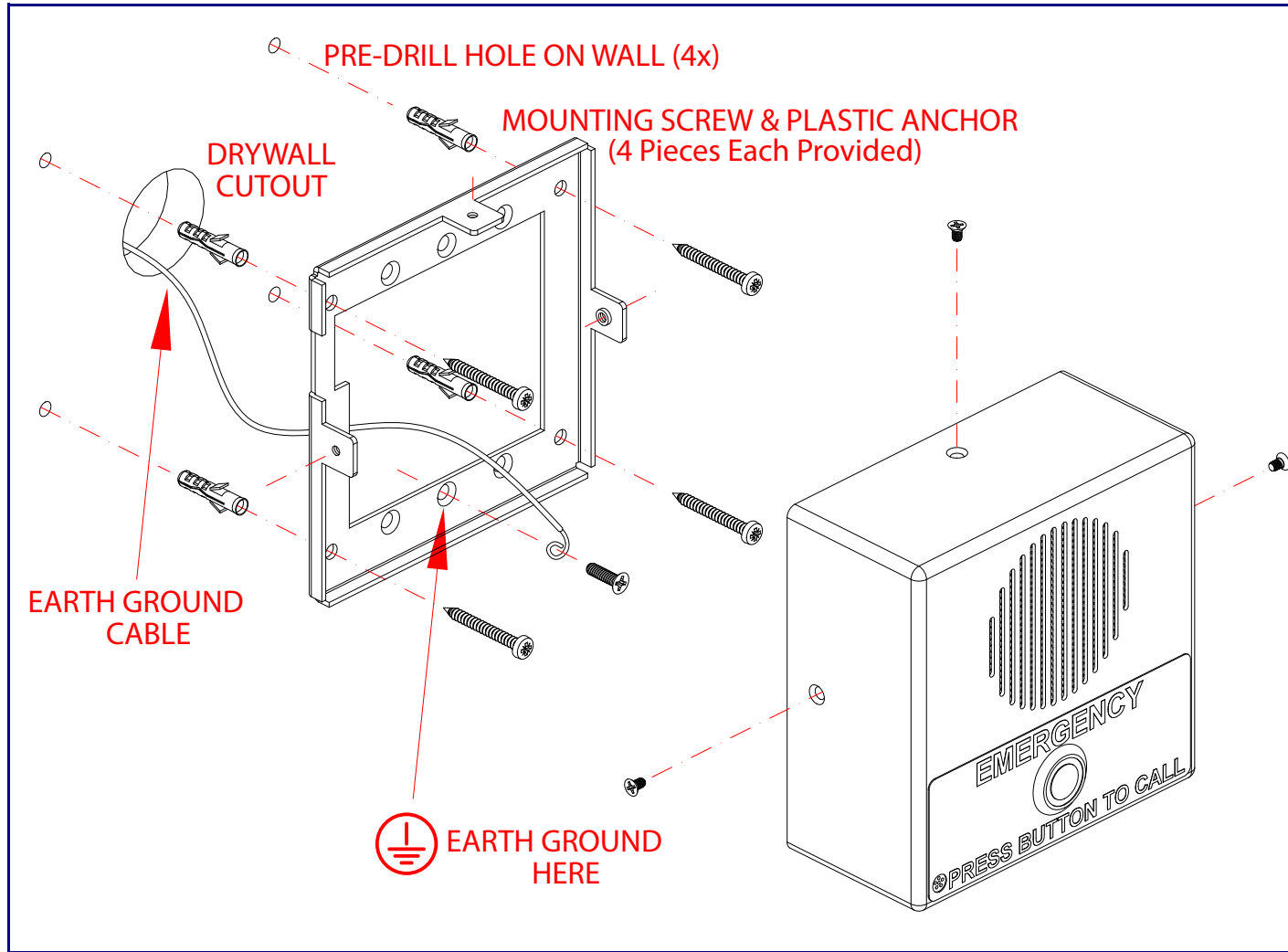


Wall Mounting Options



Contacting CyberData

Corporate Headquarters

CyberData Corporation
2555 Garden Road
Monterey, CA 93940, USA

Phone: 831-373-2601
Fax: 831-373-4193
www.CyberData.net

Sales: (831) 373-2601 ext. 334

Support: 831-373-2601 ext. 333
Web: <http://www.cyberdata.net/support/contactsupportvoip.html>

RMA Dept: (831) 373-2601 ext. 136
Email: RMA@CyberData.net
RMA Status: <http://www.cyberdata.net/support/rmastatus.html>

Warranty

CyberData warrants its product against defects in material or workmanship for a period of two years from the date of purchase. Should the product fail within the warranty period, CyberData will repair or replace the product free of charge. This warranty includes all parts and labor.

Should the product fail out-of-warranty, a flat rate repair charge of one half of the purchase price of the product will be assessed. Repairs that are in warranty but are damaged by improper modifications or abuse, will be charged at the out-of-warranty rate. Products shipped to CyberData, both in and out-of-warranty, are shipped at the expense of the customer. Shipping charges for repaired products shipped back to the customer by CyberData, will be paid by CyberData.

CyberData shall not under any circumstances be liable to any person for any special, incidental, indirect or consequential damages, including without limitation, damages resulting from use or malfunction of the products, loss of profits or revenues or costs of replacement goods, even if CyberData is informed in advance of the possibility of such damages.

For product service, contact the Returned Materials Authorization (RMA) department. A product will not be accepted for return without an approved RMA number. Send the product, in its original package, to: CyberData Corporation, 2555 Garden Road, Monterey, CA 93940, Attention: RMA "your RMA number"

The most recent warranty information is available at:
Web: <http://www.cyberdata.net/support/warranty/index.html>



Installation Quick Reference

VoIP Indoor Emergency Intercom

SiP Compliant

011035

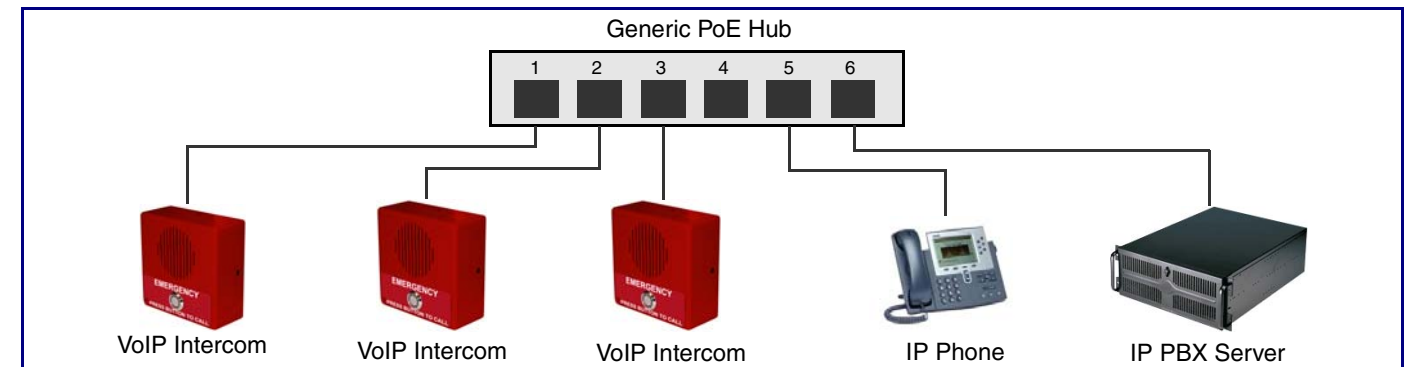
The CyberData SIP-enabled VoIP Indoor Emergency Intercom is a two-way communications device that is used in an area where either an emergency panic button or two-way priority communications are required.



Parameter	Factory Default Setting
IP Addressing	DHCP
IP Address ^a	10.10.10.10
Web Access Username	admin
Web Access Password	admin
Subnet Mask ^a	255.0.0.0
Default Gateway ^a	10.0.0.1

a. Default if there is not a DHCP server present.

Typical System Installation



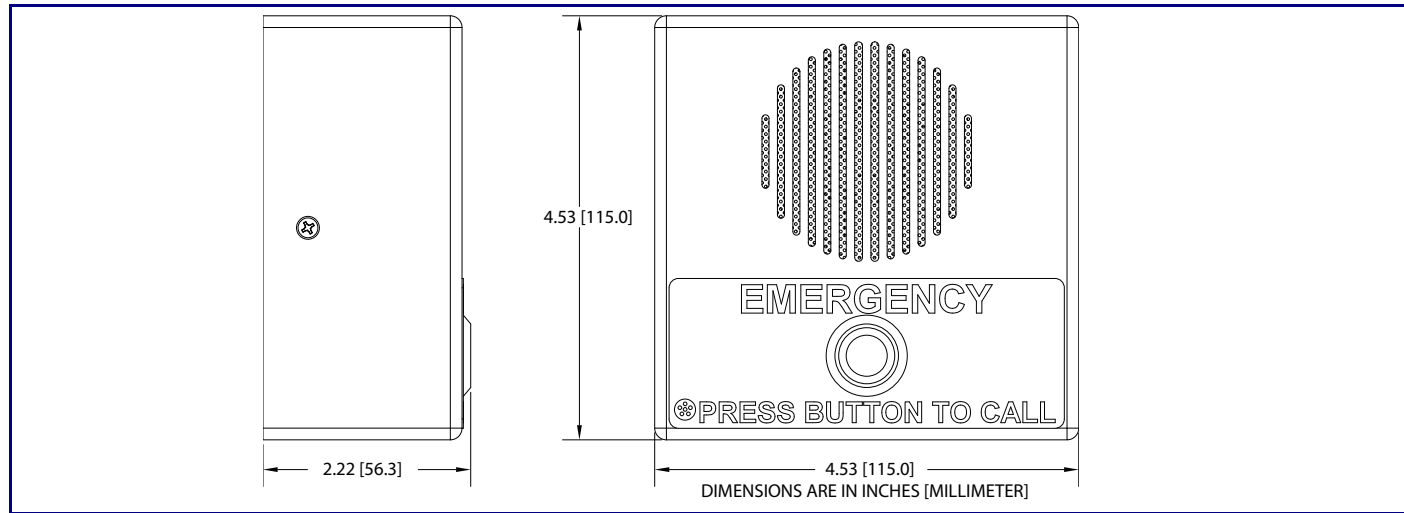
Getting Started

- Download the *VoIP Emergency Intercom Operations Guide* PDF file from the VoIP Indoor Emergency Intercom product page, at:
<http://www.cyberdata.net/support/voip/index.html>
- Create a plan for the locations of your Intercoms.
- Prior to installation, consult local building and electrical code requirements.
- **WARNING: This enclosure is not rated for any AC voltages!**

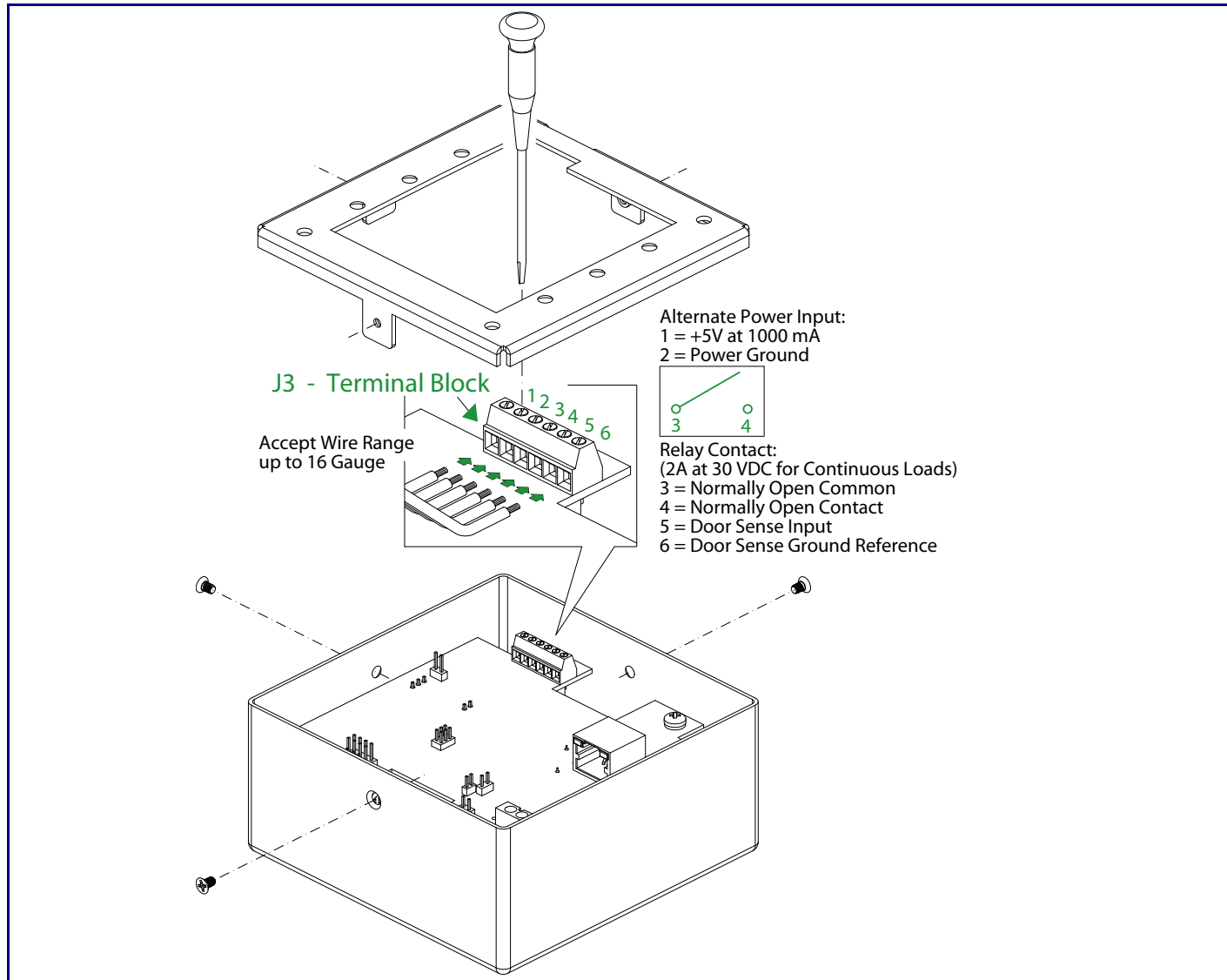
Intercom Parts

(1) Intercom Assembly 	(1) Wall Mounting Kit #6 x 1" Pan head phillips wood screw	(1) Gang Box Mounting Kit (4) Plastic ribbed anchor
		 (4) 6-32 x 0.5-inch flat undercut Phillips machine screw

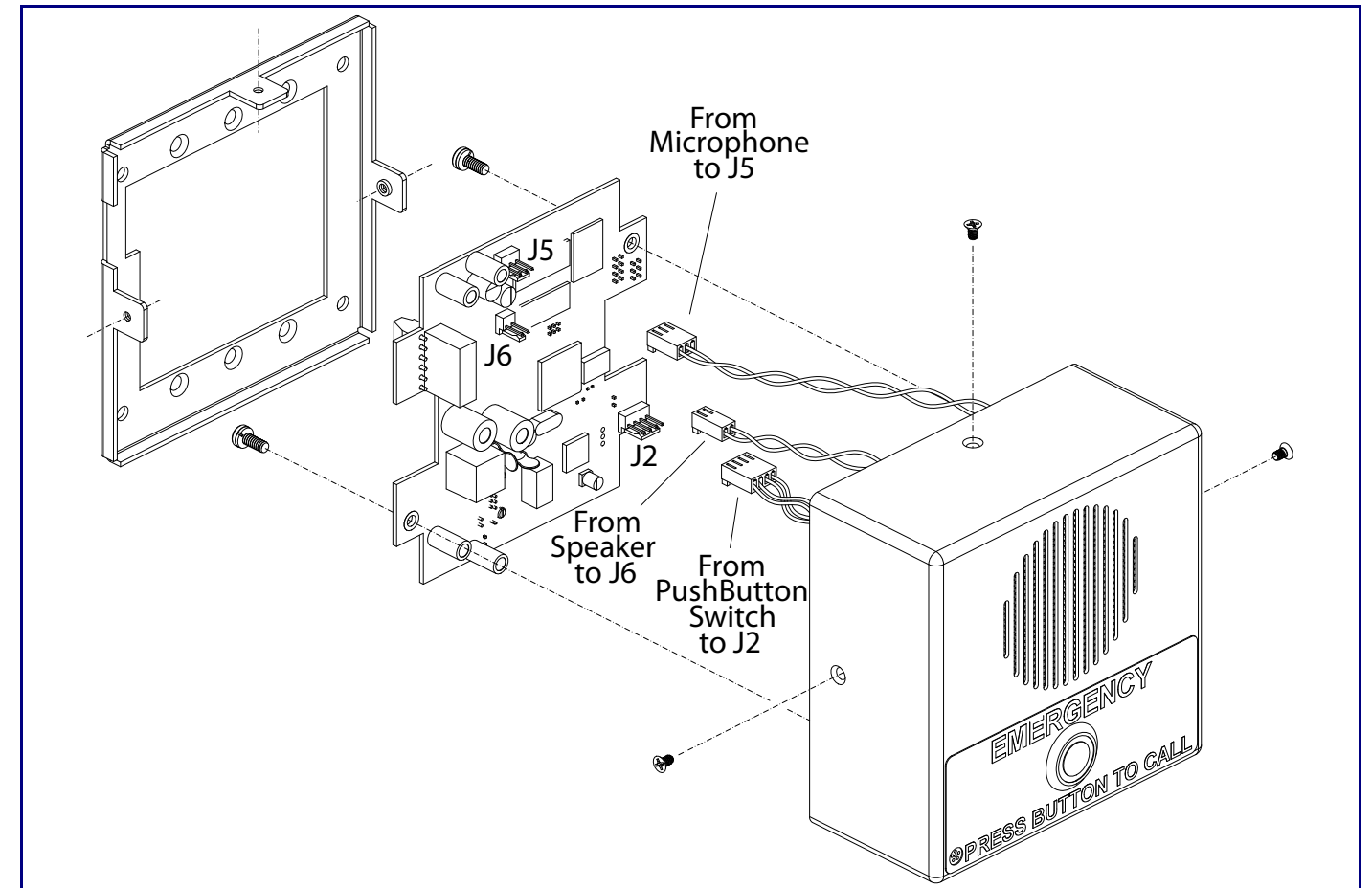
Dimensions



Terminal Block Connections



Cable Connections



Gang Box Mounting Options

